




# THE KEITH KNOX STAGES RALLY

Sunday 23rd October 2005

Final Award Winners




Pos	No.	Driver/Co-Driver	Class	Vehicle	Total Time	Diff. Leader	Overall Pos
<b>Overall Awards</b>							
1	32	Michael GLENDINNING/A ROUGHHEAD	B5	Subaru Impreza	1:29:46		1
2	35	Tim FINCH/Don WHYATT	B5	Ford Escort Cosworth	1:30:52	1:06	2
3	41	Barry HOGG/Paul HOGG	B5	Mitsubishi Evo 3	1:31:40	1:54	3
<b>Class B1</b>							
1	48	Gerry McCAFFERTY/Davie HATRICK	B1	Opel Corsa	1:41:02		16
2	59	Simon STEWART/Doug LEVEE	B1	Vauxhall Corsa	1:42:35	1:33	20
<b>Class B2</b>							
1	46	Ryan BORTHWICK/Gary WHITE	B2	Peugeot 206	1:36:03		6
2	68	Robbie PEARSON/Monty PEARSON	B2	Peugeot 205	1:36:37	0:34	7
<b>Class B3</b>							
1	44	Alistair HUTCHINSON/St John DYKES	B3	Renault Clio LPG	1:35:33		5
2	45	Mark THOMPSON/Giles DYKES	B3	Peugeot 206 GTi	1:38:20	2:47	10
<b>Class B4</b>							
1	58	Ken ALLAN/Michael GRAY	B4	BMW 323i	1:44:05		24
2	57	Ian LEGGE/Andrew LEGGE	B4	Ford Escort Mk1	2:07:29	23:24	34
<b>Class B5</b>							
1	30	Bob GRANT/Simon MILLS	B5	Subaru Impreza	1:31:46		4
2	39	Greg WILKINSON/Chris SLATER	B5	Ford Escort Cosworth	1:36:59	5:13	8
<b>Award - 1st Whickham &amp; District MC Driver</b>							
1	53	Garry JOHNSON	B1	Opel Corsa	1:43:01		21
<b>Award - 1st Whickham &amp; District MC Co-driver</b>							
1	32	Andrew ROUGHHEAD	B5	Subaru Impreza	1:29:46		1
<b>Award - 1st North of England Tarmacadam Championship Crew</b>							
1	44	Alistair HUTCHINSON/St John DYKES	B3	Renault Clio LPG	1:35:33		5
<b>Award - 1st Scottish Tarmac Rally Championship Crew</b>							
1	41	Barry HOGG/Paul HOGG	B5	Mitsubishi Evo 3	1:31:40		3
<b>Award - ANCC Kent Cams Stage Rally Championship Crew</b>							
1	44	Alistair HUTCHINSON/St John DYKES	B3	Renault Clio LPG	1:35:33		5
<b>Award - Belmont 205 Ecosse Challenge Crew</b>							
1	68	Robbie PEARSON/Monty PEARSON	B2	Peugeot 205	1:36:37		7
<b>Award - Subaru Challenge Crew</b>							
1	36	Glyn JARMAN/Damien RIGDEN	B5	Subaru Impreza	1:37:51		9



# THE KEITH KNOX STAGES RALLY

Sunday 23rd October 2005

## Final Results




Pos	No.	Driver/Co-driver	Class	Class Posn.	Vehicle	Stage Times	Penalties	Total Time	Diff. Leader
1	32	Michael GLENDINNING/A ROUGHHEAD	B5	1	Subaru Impreza	1:29:46		1:29:46	
2	35	Tim FINCH/Don WHYATT	B5	2	Ford Escort Cosworth	1:30:52		1:30:52	1:06
3	41	Barry HOGG/Paul HOGG	B5	3	Mitsubishi Evo 3	1:31:40		1:31:40	1:54
4	30	Bob GRANT/Simon MILLS	B5	4	Subaru Impreza	1:31:46		1:31:46	2:00
5	44	Alistair HUTCHINSON/St John DYKES	B3	1	Renault Clio LPG	1:35:33		1:35:33	5:47
6	46	Ryan BORTHWICK/Gary WHITE	B2	1	Peugeot 206	1:36:03		1:36:03	6:17
7	68	Robbie PEARSON/Monty PEARSON	B2	2	Peugeot 205	1:36:37		1:36:37	6:51
8	39	Greg WILKINSON/Chris SLATER	B5	5	Ford Escort Cosworth	1:36:59		1:36:59	7:13
9	36	Glyn JARMAN/Damien RIGDEN	B5	6	Subaru Impreza	1:37:51		1:37:51	8:05
10	45	Mark THOMPSON/Giles DYKES	B3	2	Peugeot 206 GTi	1:38:20		1:38:20	8:34
11	65	David McCLELLAND/Brian McCLELLAND	B3	3	Ford Escort RS	1:38:49		1:38:49	9:03
12	40	Robert DALZIEL/Ian JARMAN	B5	7	Subaru Impreza STi	1:39:07		1:39:07	9:21
13	51	David CONLEY/Robin NICHOLSON	B2	3	Talbot Sunbeam BRM 16v	1:40:09		1:40:09	10:23
14	70	Ross HUNTER/Fenny WESSELINK	B2	4	Peugeot 205 GTi	1:40:44		1:40:44	10:58
15	64	Bobby MITCHELL/Mark WALKER	B2	5	Peugeot 205	1:40:54		1:40:54	11:08
16	48	Gerry McCAFFERTY/Davie HATRICK	B1	1	Opel Corsa	1:41:02		1:41:02	11:16
17	72	Alick KERR/Ian ANGELL	B2	6	Peugeot 205 GTi	1:41:32		1:41:32	11:46
18	66	Andrew SMITH/Rowena HAY	B2	7	Peugeot 205 GTi	1:42:07		1:42:07	12:21
19	55	Martin MURRAY/Peter WEALL	B3	4	Peugeot 205 GTi	1:42:31		1:42:31	12:45
20	59	Simon STEWART/Doug LEVEE	B1	2	Vauxhall Corsa	1:42:35		1:42:35	12:49
21	53	Garry JOHNSON/Philip BOND	B1	3	Opel Corsa	1:43:01		1:43:01	13:15
22	62	Dale ROBERTSON/Scott HUNTER	B2	8	Peugeot 205 Gti	1:43:39		1:43:39	13:53
23	60	Ian MUNRO/Dave RETSON	B2	9	Peugeot 205 Gti	1:43:45		1:43:45	13:59
24	58	Ken ALLAN/Michael GRAY	B4	1	BMW 323i	1:44:05		1:44:05	14:19
25	63	Stuart WILSON/Chris PURVIS	B2	10	Vauxhall Nova	1:44:27		1:44:27	14:41
26	42	Duncan WAITE/Ian TURNER	B5	8	Subaru Impreza	1:44:58		1:44:58	15:12
27	47	David THIRLWELL/Dean GRABHAM	B3	5	Ford Escort	1:46:43		1:46:43	16:57
28	49	Gregg LITHGOW/Gordon GRAY	B2	11	Talbot Sunbeam	1:48:17		1:48:17	18:31
29	50	George MILLER/Libby MILLER	B1	4	Peugeot 106 Rallye	1:48:31		1:48:31	18:45
30	71	Martin PAGE/Alan BENNETT	B2	12	BMW Mini Cooper	1:45:03	4:00	1:49:03	19:17
31	75	Paul MAY/Adam BRADFORD	B3	6	Ford Escort Mk1	1:50:17		1:50:17	20:31
32	67	James JOHNS/John THORNTON	B1	5	Skoda Felicia	1:53:57		1:53:57	24:11
33	78	Jim KIRWIN/Martyn CALKIN	B5	9	Ford Sierra XR4x4	1:54:09		1:54:09	24:23
34	57	Ian LEGGE/Andrew LEGGE	B4	2	Ford Escort Mk1	2:07:29		2:07:29	37:43



# THE KEITH KNOX STAGES RALLY

Sunday 23rd October 2005

## Final Stage Times




No.	Driver	Class	SS 2	SS 3	SS 4	SS 5	SS 6	SS 7	SS 8	SS 9	SS 10	Penalties
			High Shaw 1	Yardhope 1	High Shaw 2	Yardhope 2	Toft House	Bushmans	Redesdale 1	Cottonshope	Redesdale 2	
30	Bob GRANT	B5	6:23	10:03	6:16	9:54	8:28	6:54	14:03	15:24	14:21	
31	Douglas BRYDON	B2	6:59	10:46	6:48	10:32	9:12	7:52	Retired			
32	M GLENDINNING	B5	6:04	9:24	6:00	9:21	8:23	6:49	13:55	15:37	14:13	
33	Kevin KNOX	B5	6:30	9:40	6:23	13:19	Retired					
34	Ricky WHEELER	B3	Mechanical failure									
35	Tim FINCH	B5	6:16	9:47	6:09	9:41	8:30	7:04	14:07	15:31	13:47	
36	Glyn JARMAN	B5	6:28	10:13	6:27	10:08	8:54	7:32	15:43	17:16	15:10	
37	Harry CRAIG	B5	6:51	10:56	6:53	10:52	9:44	8:30	Brakes end of SS7			
38	Mark FOWLER	B5	6:46	10:22	6:34	Blown turbo SS5						
39	Greg WILKINSON	B5	6:35	10:30	6:22	10:12	8:53	7:19	15:20	16:30	15:18	
40	Robert DALZIEL	B5	6:39	10:27	6:40	10:10	9:12	7:36	15:23	16:50	16:10	
41	Barry HOGG	B5	6:11	9:38	6:06	9:37	8:35	7:17	14:24	15:41	14:11	
42	Duncan WAITE	B5	6:36	10:07	6:29	10:06	15:35	7:34	15:23	17:10	15:58	
43	Nathan O'CONNOR	B5	6:25	10:11	6:22	14:35	Retired					
44	Alistair HUTCHINSON	B3	6:43	10:09	6:27	9:55	8:56	7:26	14:42	16:15	15:00	
45	Mark THOMPSON	B3	6:51	10:39	6:44	10:33	9:19	7:32	15:05	16:33	15:04	
46	Ryan BORTHWICK	B2	6:30	9:53	6:50	10:01	8:46	7:14	14:54	16:52	15:03	
47	David THIRLWELL	B3	7:11	11:14	7:03	11:09	9:45	8:17	16:23	18:42	16:59	
48	Gerry McCAFFERTY	B1	7:01	10:44	6:49	10:31	9:26	7:36	15:33	17:24	15:58	
49	Gregg LITHGOW	B2	8:29	11:14	7:16	11:04	9:55	8:21	16:36	18:24	16:58	
50	George MILLER	B1	7:26	11:14	7:18	11:09	10:03	8:24	16:52	18:36	17:29	
51	David CONLEY	B2	7:02	10:35	7:42	10:39	9:11	7:31	15:15	16:45	15:29	
52	Allan BRODIE	B2	Hit wall SS1									
53	Garry JOHNSON	B1	7:15	10:59	6:56	10:55	9:35	7:59	15:49	17:33	16:00	
54	Mick DAVEY	B3	7:02	10:45	6:43	10:30	9:36	Navigator error				
55	Martin MURRAY	B3	7:18	10:59	7:00	10:50	9:47	7:52	15:36	17:16	15:53	
56	John GASKIN	B3	Throttle stuck open									
57	Ian LEGGE	B4	7:35	20:12	7:53	11:56	12:09	9:11	17:54	20:44	19:55	
58	Ken ALLAN	B4	7:12	11:11	6:58	10:53	9:36	8:04	16:04	17:45	16:22	
59	Simon STEWART	B1	7:18	11:07	6:59	10:49	9:30	7:48	15:48	17:27	15:49	
60	Ian MUNRO	B2	7:06	11:05	6:53	10:48	9:30	7:52	16:06	17:59	16:26	
61	Gordon COXON	B2	9:04	20:12	7:53	11:49	9:58	8:04	16:19	Retired		
62	Dale ROBERTSON	B2	7:03	10:54	6:58	10:55	9:42	8:02	16:39	17:28	15:58	
63	Stuart WILSON	B2	7:24	11:04	6:57	10:45	9:41	8:11	16:12	17:38	16:35	
64	Bobby MITCHELL	B2	6:56	11:59	6:50	10:34	9:12	7:26	15:46	16:41	15:30	
65	David McCLELLAND	B3	6:55	10:39	6:37	10:19	9:17	7:44	15:08	16:43	15:27	
66	Andrew SMITH	B2	7:18	11:05	7:03	10:48	9:39	7:47	15:43	16:53	15:51	
67	James JOHNS	B1	7:58	12:06	7:47	12:13	10:32	8:29	17:32	19:14	18:06	
68	Robbie PEARSON	B2	6:59	10:25	6:38	10:16	9:07	7:13	14:56	16:04	14:59	
69	Peter V LAWSON	B3	Engine failure									
70	Ross HUNTER	B2	8:01	10:59	6:53	10:34	9:18	7:27	15:16	16:49	15:27	
71	Martin PAGE	B2	7:45	11:23	7:14	11:15	9:44	7:53	15:56	17:42	16:11	4:00
72	Alick KERR	B2	6:54	10:26	6:41	10:20	9:02	7:11	14:52	16:07	19:59	
73	Craig SMITH	B3	6:45	10:20	Off in SS5							
74	Kevin CAMPBELL	B2	7:35	11:29	7:31	11:24	10:04	8:05	16:38	Drive shaft SS9		
75	Paul MAY	B3	7:40	11:54	7:20	12:04	10:23	8:22	16:47	18:33	17:14	
78	Jim KIRWIN	B5	8:02	11:46	7:39	11:55	10:25	8:50	17:22	19:26	18:44	



# THE KEITH KNOX STAGES RALLY

Sunday 23rd October 2005

## Final Class Results




Pos	No.	Driver/Co-driver	Class	Class Pos.	Vehicle	Stage Times	Penalties	Total Time	Diff. Leader
<b>Class B1</b>									
1	48	Gerry McCAFFERTY/Davie HATRICK	B1	1	Opel Corsa	1:41:02		1:41:02	
2	59	Simon STEWART/Doug LEVEE	B1	2	Vauxhall Corsa	1:42:35		1:42:35	1:33
3	53	Garry JOHNSON/Philip BOND	B1	3	Opel Corsa	1:43:01		1:43:01	1:59
4	50	George MILLER/Libby MILLER	B1	4	Peugeot 106 Rallye	1:48:31		1:48:31	7:29
5	67	James JOHNS/John THORNTON	B1	5	Skoda Felicia	1:53:57		1:53:57	12:55
<b>Class B2</b>									
1	46	Ryan BORTHWICK/Gary WHITE	B2	1	Peugeot 206	1:36:03		1:36:03	
2	68	Robbie PEARSON/Monty PEARSON	B2	2	Peugeot 205	1:36:37		1:36:37	0:34
3	51	David CONLEY/Robin NICHOLSON	B2	3	Talbot Sunbeam BRM 16v	1:40:09		1:40:09	4:06
4	70	Ross HUNTER/Fenny WESSELINK	B2	4	Peugeot 205 GTi	1:40:44		1:40:44	4:41
5	64	Bobby MITCHELL/Mark WALKER	B2	5	Peugeot 205	1:40:54		1:40:54	4:51
6	72	Alick KERR/Ian ANGELL	B2	6	Peugeot 205 GTi	1:41:32		1:41:32	5:29
7	66	Andrew SMITH/Rowena HAY	B2	7	Peugeot 205 GTi	1:42:07		1:42:07	6:04
8	62	Dale ROBERTSON/Scott HUNTER	B2	8	Peugeot 205 Gti	1:43:39		1:43:39	7:36
9	60	Ian MUNRO/Dave RETSON	B2	9	Peugeot 205 Gti	1:43:45		1:43:45	7:42
10	63	Stuart WILSON/Chris PURVIS	B2	10	Vauxhall Nova	1:44:27		1:44:27	8:24
11	49	Gregg LITHGOW/Gordon GRAY	B2	11	Talbot Sunbeam	1:48:17		1:48:17	12:14
12	71	Martin PAGE/Alan BENNETT	B2	12	BMW Mini Cooper	1:45:03	4:00	1:49:03	13:00
<b>Class B3</b>									
1	44	Alistair HUTCHINSON/St John DYKES	B3	1	Renault Clio LPG	1:35:33		1:35:33	
2	45	Mark THOMPSON/Giles DYKES	B3	2	Peugeot 206 GTi	1:38:20		1:38:20	2:47
3	65	David McCLELLAND/Brian McCLELLAND	B3	3	Ford Escort RS	1:38:49		1:38:49	3:16
4	55	Martin MURRAY/Peter WEALL	B3	4	Peugeot 205 GTi	1:42:31		1:42:31	6:58
5	47	David THIRLWELL/Dean GRABHAM	B3	5	Ford Escort	1:46:43		1:46:43	11:10
6	75	Paul MAY/Adam BRADFORD	B3	6	Ford Escort Mk1	1:50:17		1:50:17	14:44
<b>Class B4</b>									
1	58	Ken ALLAN/Michael GRAY	B4	1	BMW 323i	1:44:05		1:44:05	
2	57	Ian LEGGE/Andrew LEGGE	B4	2	Ford Escort Mk1	2:07:29		2:07:29	23:24
<b>Class B5</b>									
1	32	Michael GLENDINNING/A ROUGHHEAD	B5	1	Subaru Impreza	1:29:46		1:29:46	
2	35	Tim FINCH/Don WHYATT	B5	2	Ford Escort Cosworth	1:30:52		1:30:52	1:06
3	41	Barry HOGG/Paul HOGG	B5	3	Mitsubishi Evo 3	1:31:40		1:31:40	1:54
4	30	Bob GRANT/Simon MILLS	B5	4	Subaru Impreza	1:31:46		1:31:46	2:00
5	39	Greg WILKINSON/Chris SLATER	B5	5	Ford Escort Cosworth	1:36:59		1:36:59	7:13
6	36	Glyn JARMAN/Damien RIGDEN	B5	6	Subaru Impreza	1:37:51		1:37:51	8:05
7	40	Robert DALZIEL/Ian JARMAN	B5	7	Subaru Impreza STi	1:39:07		1:39:07	9:21
8	42	Duncan WAITE/Ian TURNER	B5	8	Subaru Impreza	1:44:58		1:44:58	15:12
9	78	Jim KIRWIN/Martyn CALKIN	B5	9	Ford Sierra XR4x4	1:54:09		1:54:09	24:23



# THE KEITH KNOX STAGES RALLY

Sunday 23rd October 2005

Final Ten Best Times on Each Stage



SS 2 High Shaw 1 Fastest speed 64.28 mph Length 6.50miles			SS 3 Yardhope 1 Fastest speed 64.45 mph Length 10.10miles			SS 4 High Shaw 2 Fastest speed 65.00 mph Length 6.50miles			SS 5 Yardhope 2 Fastest speed 64.80 mph Length 10.10miles			SS 6 Toft House Fastest speed 64.40 mph Length 9.00miles		
No.	Driver	Time	No.	Driver	Time	No.	Driver	Time	No.	Driver	Time	No.	Driver	Time
32	Glendinning	6:04	32	Glendinning	9:24	32	Glendinning	6:00	32	Glendinning	9:21	32	Glendinning	8:23
41	Hogg	6:11	41	Hogg	9:38	41	Hogg	6:06	41	Hogg	9:37	30	Grant	8:28
35	Finch	6:16	33	Knox	9:40	35	Finch	6:09	35	Finch	9:41	35	Finch	8:30
30	Grant	6:23	35	Finch	9:47	30	Grant	6:16	30	Grant	9:54	41	Hogg	8:35
43	O'Connor	6:25	46	Borthwick	9:53	39=	Wilkinson	6:22	44	Hutchinson	9:55	46	Borthwick	8:46
36	Jarman	6:28	30	Grant	10:03	43=	O'Connor	6:22	46	Borthwick	10:01	39	Wilkinson	8:53
33=	Knox	6:30	42	Waite	10:07	33	Knox	6:23	42	Waite	10:06	36	Jarman	8:54
46=	Borthwick	6:30	44	Hutchinson	10:09	36=	Jarman	6:27	36	Jarman	10:08	44	Hutchinson	8:56
39	Wilkinson	6:35	43	O'Connor	10:11	44=	Hutchinson	6:27	40	Dalziel	10:10	72	Kerr	9:02
42	Waite	6:36	36	Jarman	10:13	42	Waite	6:29	39	Wilkinson	10:12	68	Pearson	9:07
SS 7 Bushmans Fastest speed 63.39 mph Length 7.20miles			SS 8 Redesdale 1 Fastest speed 65.10 mph Length 15.10miles			SS 9 Cottonshope Fastest speed 64.69 mph Length 16.60miles			SS 10 Redesdale 2 Fastest speed 65.73 mph Length 15.10miles					
No.	Driver	Time	No.	Driver	Time	No.	Driver	Time	No.	Driver	Time			
32	Glendinning	6:49	32	Glendinning	13:55	30	Grant	15:24	35	Finch	13:47			
30	Grant	6:54	30	Grant	14:03	35	Finch	15:31	41	Hogg	14:11			
35	Finch	7:04	35	Finch	14:07	32	Glendinning	15:37	32	Glendinning	14:13			
72	Kerr	7:11	41	Hogg	14:24	41	Hogg	15:41	30	Grant	14:21			
68	Pearson	7:13	44	Hutchinson	14:42	68	Pearson	16:04	68	Pearson	14:59			
46	Borthwick	7:14	72	Kerr	14:52	72	Kerr	16:07	44	Hutchinson	15:00			
41	Hogg	7:17	46	Borthwick	14:54	44	Hutchinson	16:15	46	Borthwick	15:03			
39	Wilkinson	7:19	68	Pearson	14:56	39	Wilkinson	16:30	45	Thompson	15:04			
44=	Hutchinson	7:26	45	Thompson	15:05	45	Thompson	16:33	36	Jarman	15:10			
64=	Mitchell	7:26	65	McClelland	15:08	64	Mitchell	16:41	39	Wilkinson	15:18			

## Final Leading Positions after Each Stage


SS 2 High Shaw 1 Tarmac Length 6.50miles			SS 3 Yardhope 1 Tarmac Length 10.10miles			SS 4 High Shaw 2 Tarmac Length 6.50miles			SS 5 Yardhope 2 Tarmac Length 10.10miles			SS 6 Toft House Tarmac Length 9.00miles		
No.	Driver	Total	No.	Driver	Total	No.	Driver	Total	No.	Driver	Total	No.	Driver	Total
32	Glendinning	0:06:04	32	Glendinning	0:15:28	32	Glendinning	0:21:28	32	Glendinning	0:30:49	32	Glendinning	0:39:12
41	Hogg	0:06:11	41	Hogg	0:15:49	41	Hogg	0:21:55	41	Hogg	0:31:32	41	Hogg	0:40:07
35	Finch	0:06:16	35	Finch	0:16:03	35	Finch	0:22:12	35	Finch	0:31:53	35	Finch	0:40:23
30	Grant	0:06:23	33	Knox	0:16:10	33	Knox	0:22:33	30	Grant	0:32:36	30	Grant	0:41:04
43	O'Connor	0:06:25	46	Borthwick	0:16:23	30	Grant	0:22:42	46	Borthwick	0:33:14	46	Borthwick	0:42:00
36	Jarman	0:06:28	30	Grant	0:16:26	43	O'Connor	0:22:58	44	Hutchinson	0:33:14	36	Jarman	0:42:10
33=	Knox	0:06:30	43	O'Connor	0:16:36	36	Jarman	0:23:08	36	Jarman	0:33:16	44	Hutchinson	0:42:10
46=	Borthwick	0:06:30	36	Jarman	0:16:41	42	Waite	0:23:12	42	Waite	0:33:18	39	Wilkinson	0:42:32
39	Wilkinson	0:06:35	42	Waite	0:16:43	46	Borthwick	0:23:13	39	Wilkinson	0:33:39	40	Dalziel	0:43:08
42	Waite	0:06:36	44	Hutchinson	0:16:52	44	Hutchinson	0:23:19	40	Dalziel	0:33:56	72	Kerr	0:43:23
SS 7 Bushmans Tarmac Length 7.20miles			SS 8 Redesdale 1 Tarmac Length 15.10miles			SS 9 Cottonshope Tarmac Length 16.60miles			SS 10 Redesdale 2 Tarmac Length 15.10miles					
No.	Driver	Total	No.	Driver	Total	No.	Driver	Total	No.	Driver	Total			
32	Glendinning	0:46:01	32	Glendinning	0:59:56	32	Glendinning	1:15:33	32	Glendinning	1:29:46			
41	Hogg	0:47:24	35	Finch	1:01:34	35	Finch	1:17:05	35	Finch	1:30:52			
35	Finch	0:47:27	41	Hogg	1:01:48	30	Grant	1:17:25	41	Hogg	1:31:40			
30	Grant	0:47:58	30	Grant	1:02:01	41	Hogg	1:17:29	30	Grant	1:31:46			
46	Borthwick	0:49:14	46	Borthwick	1:04:08	44	Hutchinson	1:20:33	44	Hutchinson	1:35:33			
44	Hutchinson	0:49:36	44	Hutchinson	1:04:18	46	Borthwick	1:21:00	46	Borthwick	1:36:03			
36	Jarman	0:49:42	39	Wilkinson	1:05:11	72	Kerr	1:21:33	68	Pearson	1:36:37			
39	Wilkinson	0:49:51	36	Jarman	1:05:25	68	Pearson	1:21:38	39	Wilkinson	1:36:59			
72	Kerr	0:50:34	72	Kerr	1:05:26	39	Wilkinson	1:21:41	36	Jarman	1:37:51			
68	Pearson	0:50:38	68	Pearson	1:05:34	36	Jarman	1:22:41	45	Thompson	1:38:20			



# THE KEITH KNOX STAGES RALLY

Sunday 23rd October 2005

## Final Stage Positions



Total number of fastest times, second fastest times etc.

No.	Driver	1	2	3	4	5	6	7	8	9	10	11	12	13	14	15
32	Michael GLENDINNING	7	-	2	-	-	-	-	-	-	-	-	-	-	-	-
30	Bob GRANT	1	3	-	4	-	1	-	-	-	-	-	-	-	-	-
35	Tim FINCH	1	1	6	1	-	-	-	-	-	-	-	-	-	-	-
41	Barry HOGG	-	5	-	3	-	-	1	-	-	-	-	-	-	-	-
33	Kevin KNOX	-	-	1	-	-	-	2	-	-	-	-	-	-	-	-
72	Alick KERR	-	-	-	1	-	2	-	-	1	-	-	-	1	1	1
68	Robbie PEARSON	-	-	-	-	3	-	-	1	-	1	1	-	2	-	-
46	Ryan BORTHWICK	-	-	-	-	2	2	3	-	-	-	-	-	-	-	1
44	Alistair HUTCHINSON	-	-	-	-	2	1	1	3	1	-	-	1	-	-	-
43	Nathan O'CONNOR	-	-	-	-	2	-	-	-	1	-	-	-	-	-	-
39	Greg WILKINSON	-	-	-	-	1	1	-	2	1	2	-	-	1	-	-
36	Glyn JARMAN	-	-	-	-	-	1	1	2	1	1	-	-	1	-	-
42	Duncan WAITE	-	-	-	-	-	-	2	-	-	2	-	-	-	1	1
45	Mark THOMPSON	-	-	-	-	-	-	-	1	2	-	-	-	1	-	1
64	Bobby MITCHELL	-	-	-	-	-	-	-	-	1	1	-	1	-	1	-
40	Robert DALZIEL	-	-	-	-	-	-	-	-	1	-	1	1	-	3	1
65	David McCLELLAND	-	-	-	-	-	-	-	-	-	1	2	2	-	-	1
51	David CONLEY	-	-	-	-	-	-	-	-	-	-	2	2	1	-	-
70	Ross HUNTER	-	-	-	-	-	-	-	-	-	-	2	1	1	-	-
38	Mark FOWLER	-	-	-	-	-	-	-	-	-	-	1	1	-	1	-
73	Craig SMITH	-	-	-	-	-	-	-	-	-	-	1	-	1	-	-
31	Douglas BRYDON	-	-	-	-	-	-	-	-	-	-	-	1	-	-	-
54	Mick DAVEY	-	-	-	-	-	-	-	-	-	-	-	-	-	1	-
59	Simon STEWART	-	-	-	-	-	-	-	-	-	-	-	-	-	-	1
48	Gerry McCAFFERTY	-	-	-	-	-	-	-	-	-	-	-	-	-	-	1
37	Harry CRAIG	-	-	-	-	-	-	-	-	-	-	-	-	-	-	1

Note: where more than one competitor has the same stage time, they are all credited with the same stage position.



# THE KEITH KNOX STAGES RALLY

Sunday 23rd October 2005

## Final Time Chart



Competitors in order of time taken on each stage

Posn	Stage									
	2	3	4	5	6	7	8	9	10	
1	32	32	32	32	32	32	32	30	35	
2	41	41	41	41	30	30	30	35	41	
3	35	33	35	35	35	35	35	32	32	
4	30	35	30	30	41	72	41	41	30	
5	43	46	39=	44	46	68	44	68	68	
6	36	30	43=	46	39	46	72	72	44	
7	33=	42	33	42	36	41	46	44	46	
8	46=	44	36=	36	44	39	68	39	45	
9	39	43	44=	40	72	44=	45	45	36	
10	42	36	42	39	68	64=	65	64	39	
11	40	73	38	68	51	70	51	65	65=	
12	44	38	65	65	31=	51	70	51	70=	
13	73	68	68	72	40=	36=	39	70	51	
14	38	72	40	54	64=	45=	40=	40	64	
15	37=	40	72	48	65	42	42=	46	59	
16	45=	39	54	31	70	40=	48	66	66	
17	72	51	45	45	45	48=	55	42	55	
18	65	45=	31	64=	48	65	36=	36=	42=	
19	64	65=	48	70=	59=	66	66=	55=	48=	
20	31=	48	46=	51	60=	59	64	48	62=	
21	68=	54	64=	63	53	31=	59	59	53	
22	48	31	37=	60=	54=	55=	53	62	40	
23	51=	62	60=	66=	58=	60=	71	53	71	
24	54=	37	70=	59	66	71	58	63	58	
25	62	53=	53	55	63	53	60	71	60	
26	60	55=	63	37	62	62	63	58	63	
27	47	70=	58=	58	37=	58=	61	60	49	
28	58	63	62=	53=	71=	61=	47	49	47	
29	53	60=	59	62=	47	74	49	75	75	
30	55=	66=	55	49	55	63	74	50	50	
31	59=	59	47=	47=	49	47	62	47	67	
32	66=	58	66=	50=	61	49	75	67	78	
33	63	47=	71	71	50	75	50	78	57	
34	50	49=	49	74	74	50	78	57	72	
35	57=	50=	50	61	75	67	67			
36	74=	71	75	78	78	37	57			
37	75	74	74	57	67	78				
38	71	78	78	75	57	57				
39	67	75	51	67	42					
40	70	64	67	33						
41	78	67	57=	43						
42	49	57=	61=							
43	61	61=								



# THE KEITH KNOX STAGES RALLY

Sunday 23rd October 2005

## Final Stage Chart



Cumulative positions after each stage (including all additional penalties)

Posn	Stage									
	2	3	4	5	6	7	8	9	10	
1	32	32	32	32	32	32	32	32	32	
2	41	41	41	41	41	41	35	35	35	
3	35	35	35	35	35	35	41	30	41	
4	30	33	33	30	30	30	30	41	30	
5	43	46	30	46	46	46	46	44	44	
6	36	30	43	44	36	44	44	46	46	
7	33=	43	36	36	44	36	39	72	68	
8	46=	36	42	42	39	39	36	68	39	
9	39	42	46	39	40	72	72	39	36	
10	42	44	44	40	72	68	68	36	45	
11	40	39	39	68	68	40	40	40	65	
12	44	73	38	72	65	65	65	45	40	
13	73	40	40	65	45	45	45	65	51	
14	38	38	72	45	31	48	48	51	70	
15	37=	72	68	54	48	51	51	48	64	
16	45=	68	65	31	54	64	70	70	48	
17	72	45	45	48	51	70	64	64	72	
18	65	65	54	62	60	60	59	66	66	
19	64	51	31	33	64	59	60	55	55	
20	31=	31	48	60	62	62	55	59	59	
21	68=	48	37	51	53	53	66	53	53	
22	48	37	62	53	59	66	53	60	62	
23	51=	54	60	55	70	55	58	62	60	
24	54=	62	53	63	58	58	62	58	58	
25	62	60	55	59	63	63	63	63	63	
26	60	53	51	58	66	47	47	42	42	
27	47	55	58	66	55	50	42	47	47	
28	58	58	59	64	47	37	50	50	49	
29	53	66	63	70	50	74	74	49	50	
30	55=	47	66	47	37	49	49	71	71	
31	59=	59	47	50	49	42	75	75	75	
32	66=	63	64	37	74	75	71	78	67	
33	63	50	70	43	42	78	78	67	78	
34	50	64	50	74	75	67	67	57	57	
35	57=	70	74	49	78	71	61			
36	74=	74	75	75	67	57	57			
37	75	71	49	78	71	61				
38	71	75	78	67	57					
39	67	49	67	71	61					
40	70	78	71	57						
41	78	67	57	61						
42	49	57	61							
43	61	61								